

Mobrey M-Switch

Float operated liquid level switch

Data sheet
IP116

M - Switch

- Small in-tank dimensions
- Simple liquid level alarm
- Traditional high reliability switching
- European Directive compliance
- Flameproof models EExd

Features

- Tough industrial build quality
- 316 St. Steel construction
- Flanged or threaded mounting

Description

Manufactured in 316 stainless steel throughout, the M-Switch is available for side mounting with either a flange or 2" thread. Comprising a small float on the wetside and a body containing a high current micro-switch on the dry side, the Mobrey M-Switch will reliably detect liquid level to give a voltage free contact operation for alarm signalling or as part of a pump control system.

Operation

One permanent magnet forms part of a float assembly which rises and falls with changing liquid level. A second permanent magnet is positioned within the switch so that the adjacent poles of the two magnets repel each other through the non-magnetic wall of the switch body.

A change of liquid level which moves the float through it's permissible travel will cause the float magnet to move and repel the switch magnet to give snap-action operation of the micro-switch contacts.

Typical Applications

- Low level alarms in lubricating oils & fuel oils
- Pump control duty in header tanks
- High and low alarms in condensate tanks
- Level and pump control in storage tanks

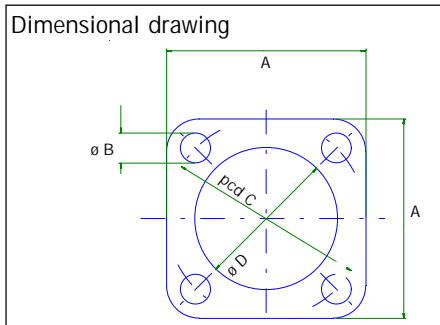
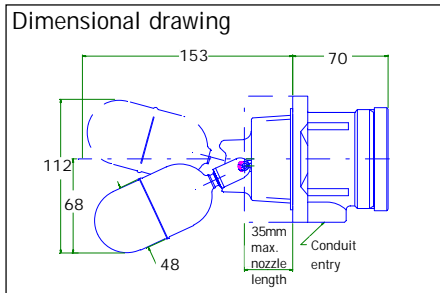
Installation

The M-Switch is designed for side mounting either direct into a vessel or in an external chamber. Choose a position where the effects of turbulence caused by agitators or inlets are minimised. The switch should be positioned so that the float may move freely over its full travel and not foul the sides, bottom or top of the tank. A flange or threaded boss is recommended for pressurised applications, designed such that the float is free to move over its full travel. Refer to Installation leaflet for full details.

Technical Specification

Operating pressure	See table overleaf
Operating temp.	0°C to +130°C
Ambient temp.	0°C to +60°C
Minimum S. G.	0.75
Differential	25mm
Length into tank	153mm
Float diameter	48mm
Max. float swing	112mm
Switching function	SPCO
Wetside material	316 St. Steel
Body material	316 St. Steel
End cover matl.	316 St. Steel
Gasket:	
A flange	Non-Asbestos
D flange	Ethylene Prop.
Conduit entry	
A,D flange	M20
BSPT thread	M20
NPT thread	½" NPT

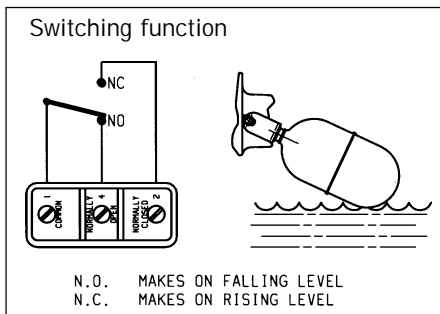




	A	B	C	D*
Mobrey A	92	14	92	66
Mobrey D	92	9	83	50

*Mounting hole Dia. D to be +/-1mm

Approvals
 Marine: Germanischer Lloyd
 CENELEC: EExd IIC T6



WEATHERPROOF MODELS

Mobrey M-Switch, 316 St. Steel construction			
Code	Mounting arrangement	Max. pressure	
		20°C	130°C
A	Mobrey "A" Flange	19 bar	15.4 bar
D	Mobrey "D" Flange	3 bar	3 bar
B	2" BSPT Threaded	19 bar	15.4 bar
N	2" NPT Threaded	19 bar	15.4 bar
Code	Enclosure		
1	Weatherproof IP66 / IP67		

SM A 1 Typical model number

FLAMEPROOF MODELS

Mobrey M-Switch, 316 St. Steel construction			
Code	Description	Max. pressure	
		20°C	130°C
A	Mobrey "A" Flange	25.0 bar	19 bar
B	2" BSPT Threaded	49.6 bar	44 bar
N	2" NPT Threaded	49.6 bar	44 bar
Code	Enclosure		
2	Flameproof EExdIIC T6 (IP66/ IP67)		

SM B 2 Typical model number

Rating	AC	DC (Res.)	DC (Ind.)
Max. voltage V	250	250	250
Max. current A	15	0.25	15mA


The microswitch contacts are gold plated and are suitable for use in low power circuits.

Note :- Switching high power circuits will permanently damage the gold plating. Not suitable for the direct starting of large motors

Solartron Mobrey Limited
 158 Edinburgh Avenue Slough Berks England SL1 4UE
 Tel: 01753 756600 Fax: 01753 823589
 e-mail: sales@solartron.com www.solartron.com
 a Roxboro Group Company



Bestobell Mobrey GmbH Deutschland tel: 0211/99 808-0
 Mobrey sp z o o Polska tel: 022 871 7865
 Mobrey AB Sverige tel: 08-725 01 00
 Mobrey SA France tel: 01.34.30.28.30
 Mobrey SA-NV Belgium tel: 02/465 3879
 Solartron Mobrey Ltd China tel: 021 6353 5652
 Solartron Mobrey USA tel: (281) 398 7890



The right is reserved to amend details given in this publication without notice

